

PLAN VIEW
SCALE 1:20

SHIPPING DIMENSIONS:
 -9'-0"(2743mm) WIDE
 -14'-2"(4318mm) LONG
 -1'-10"(3607mm) HIGH
 -APPROX 7,500LBS.

CUSTOMER CONNECTIONS			
ITEM/DESCRIPTION	SIZE	ELEVATION	PROJ.
A GAS INLET	3"-600 CL RFWN	1981 FTOS	178
B GAS OUTLET	3"-600 CL RFWN	254 FTOS	178
C WATER OUTLET	2"-NPT	162 FTOS	152
D PSY OUTLET	2"-NPT	2212 FTOS	152

NOTE: -ALL DIMENSIONS ARE IN MILLIMETERS UNLESS SHOWN OTHERWISE
 -PIPING MAY BE NOT EXACTLY AS SHOWN

NOTES:
 1. ALL DIMENSIONS ARE IN S.I. AND IMPERIAL UNITS.
 DIMENSIONS IN BRACKETS ARE IMPERIAL HARD CONVERSIONS
 FOR SHOP REFERENCE ONLY.

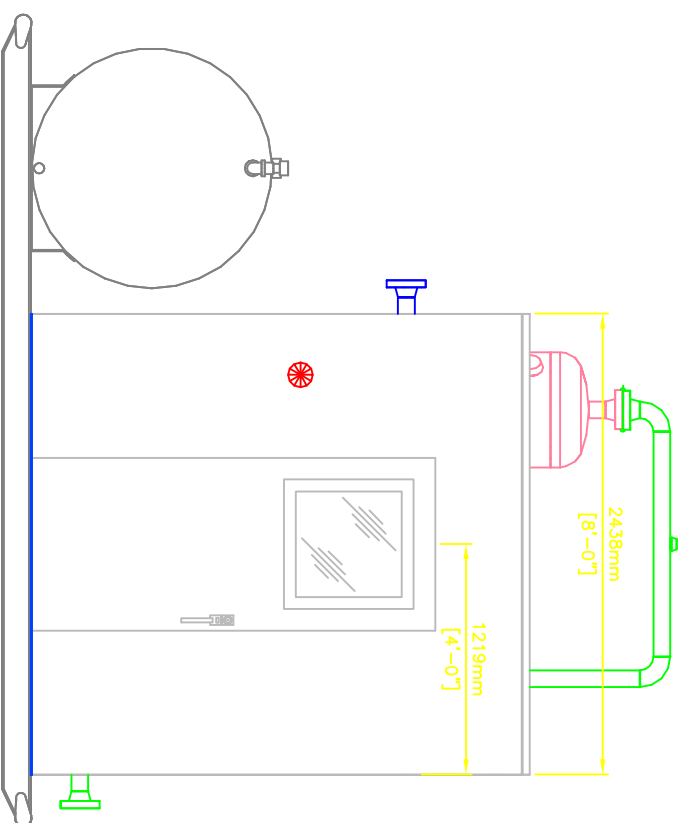
NO.	DATE (d/m/y)	ISSUED FOR CONSTRUCTION	SD	BY	APPD
1	16/12/14	ISSUED FOR CONSTRUCTION	SD		

THIS DRAWING IS THE PROPERTY OF FOREMOST UNIVERSAL LP AND IS TO BE USED ONLY IN CONJUNCTION WITH PERFORMANCE OF WORK BY FOREMOST UNIVERSAL LP. REPRODUCTION OR USE OF IN WHOLE OR IN PART FOR ANY OTHER PURPOSE IS EXPRESSLY FORBIDDEN.

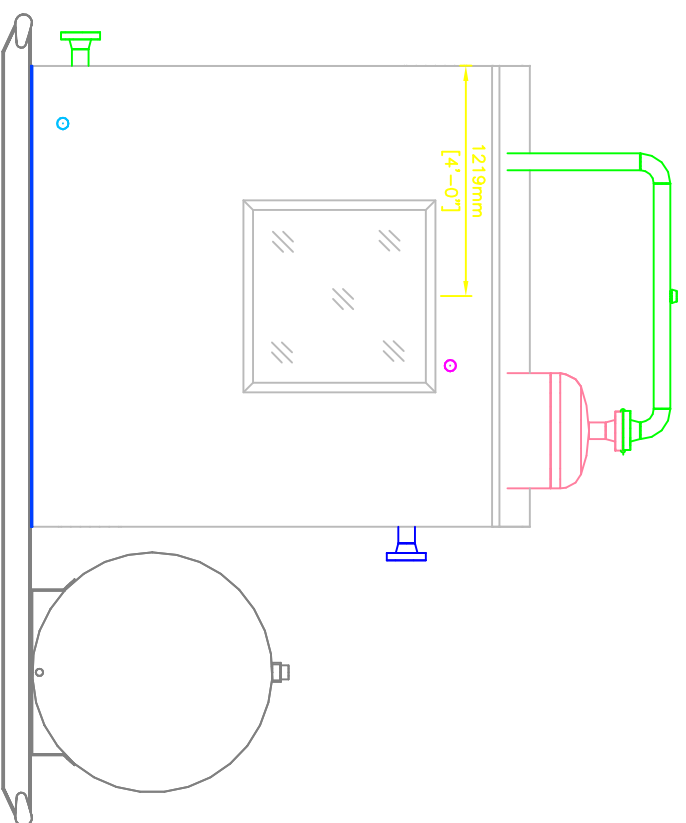


CLIENT
FOREMOST LLOYDMINSTER

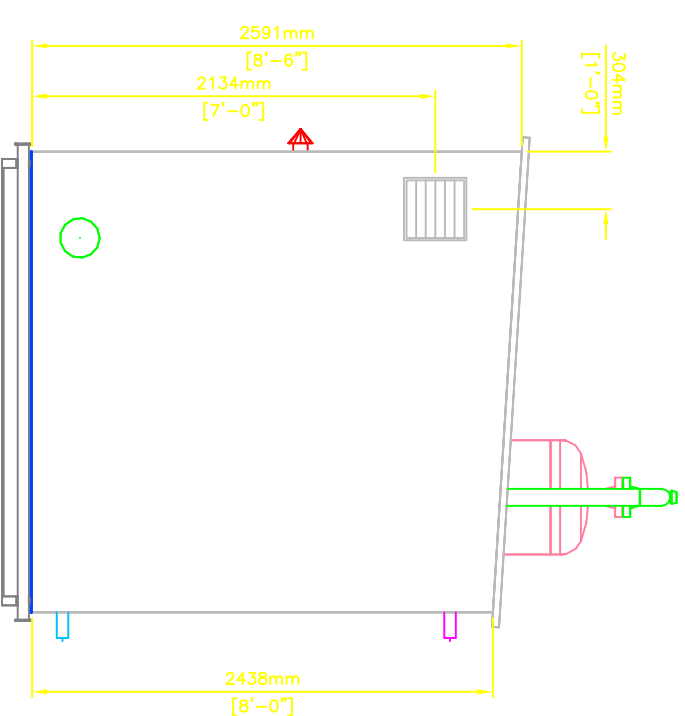
DWG TITLE		3 PHASE SEPARATOR (24" x 7'-6" S/S)	
NO. REQ'D		DRESSED 2 PHASE	
SCALE	SEE DWG	DWN BY	S. DHILLON
DATE (d/m/y)	16/12/14	CHKD	APPD
WO. NO.	W01-060861	DWG NO.	W01-060861-B102
LEG NO.		SHT NO.	1 OF 4
REV		REV	0



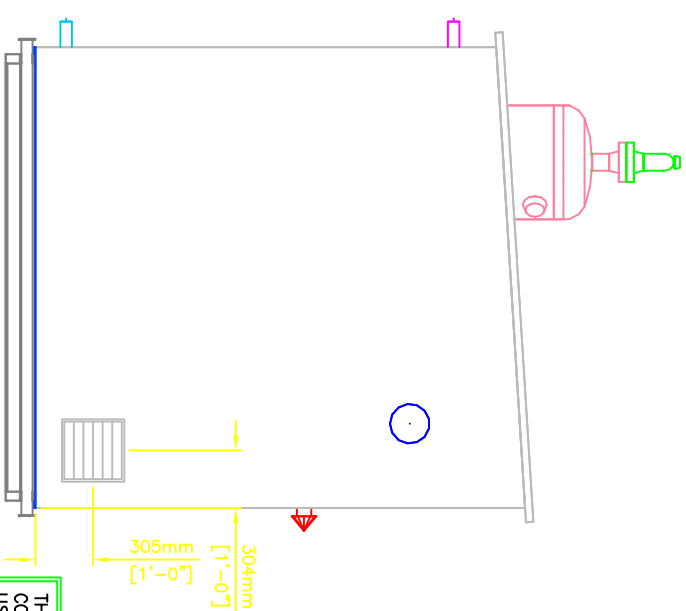
FRONT VIEW
SCALE 1:40



BACK VIEW
SCALE 1:40



RIGHT VIEW
SCALE 1:40



LEFT VIEW
SCALE 1:40
TANK NOT SHOWN FOR CLARITY

PART#	QTY	BUILDING & SKID DESCRIPTION
		BUILDING 8' WIDE x 8' LONG
		EAVES 8'-6" x 8'-0"
		EXTERIOR COLOR 28 GAUGE GALVALUM PANELS
		INSULATION POLYURETHANE, R12
5091/0308	1	DOOR 3'x7' w/ GFW WINDOW & DRIP GAP
505/5104	1	PANIC HARDWARE, RETAINER & CHECK CHAIN
5100	1	WINDOW 36" x 36" SLIDING w/SCREEN
5089	2	VENT 12" x 12" SLIDING VENTS w/ SCREENS
5022		SKID 8' WIDE x 14' LONG
		MATERIAL SEE SKID DRAWING
		FLOOR 1/4" CHECKERPLATE
		INSULATED NONE
		SKID COLOR PRIME & PAINT RUSTOLEUM #906 WARM GREY
		PIPING COLOR PRIME & PAINT RUSTOLEUM #906 WARM GREY

NOTES:
1. ALL DIMENSIONS ARE IN S.I. AND IMPERIAL UNITS.
DIMENSIONS IN BRACKETS ARE IMPERIAL HARD CONVERSIONS
FOR SHOP REFERENCE ONLY.

NO.	DATE (d/m/y)	ISSUED FOR CONSTRUCTION	BY	APPD
1	16/12/14	ISSUED FOR CONSTRUCTION	SD	
2				
3				
4				

THIS DRAWING IS THE PROPERTY OF FOREMOST UNIVERSAL LP AND IS TO BE USED ONLY IN CONJUNCTION WITH PERFORMANCE OF WORK BY FOREMOST UNIVERSAL LP. REPRODUCTION OR USE OF IN WHOLE OR IN PART FOR ANY OTHER PURPOSE IS EXPRESSLY FORBIDDEN.

FOREMOST

CLIENT: FOREMOST LLOYDMINSTER

DWG TITLE	3 PHASE SEPARATOR (24" x 7'-6" S/S)		
NO. REQ'D	DRESSED 2 PHASE		
SCALE	DWN BY	DWG NO.	SHT NO.
SEE DWG	S. DHILLON	W01-060861	4 OF 4
DATE (d/m/y)	CHKD	APPD	REV
16/12/14			0